

Quick Guide My Provision - SDR App

This app uses the Single Data Return (SDR) course enrolment file to provide a picture of who is enrolling in tertiary education, what they are studying and where they are studying.

It shows detailed information for an individual Tertiary Education Organisation (TEO) that submits a SDR. The detailed information is limited to authorised people within the TEO.

The information can be filtered by reporting year, funding source and funding initiative. Information is shown by number of learners, volume of delivery (EFTS) and value of delivery (dollars GST exclusive).

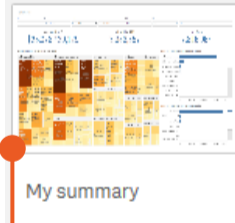
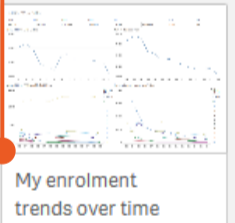
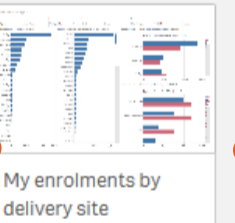



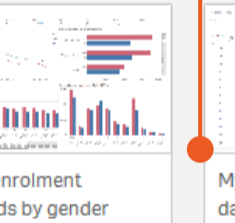
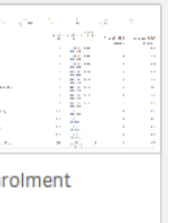
Examples of what you can discover

- Trends in enrolments.
- Demographics of learners.
- The subject areas (NZSCED) available and how many learners enrol in these subject areas.

Things to note

- The course enrolment data is from 2003 onwards.
- Course enrolment data includes all sources of funding submitted via the SDR.
- From 2023 onwards, for DQ 3-7 non degree enrolment data "Provider-based" and "Provider-based: extramural" modes of delivery are included, other modes of delivery data can be found in the My Provision - UFS app.
- If a learner has two or more ethnicities identified, they will be counted in each ethnicity. This means the total count by individual ethnicity may be greater than the total number of learners shown.
- Course NZSCED makes use of the hierarchy: selecting one makes available the next level of the hierarchy.
- The most recent years data is based on the latest SDR submission. For example, in November 2016 the most recent data is from the August 2016 SDR.
- You can pan (traverse) and zoom in and out of the maps used in this app.

Information provided by each sheet

 <p>My summary</p> <p>Provides information about the key indicators (volume and value of delivery, and learner count) by course NZSCED and TEO.</p>	 <p>My enrolment trends over time</p> <p>Provides information on volume and value of delivery over time and by qualification NZQF level.</p>	 <p>My enrolments by delivery site</p> <p>Provides regional volume of delivery information by regional council and territorial authority.</p>	 <p>My enrolments by course and qualification attributes</p> <p>Provides information on volume of delivery by course and qualification attributes.</p>	 <p>My enrolment trends by ethnicity</p> <p>Provides information on enrolment trends by ethnicity, course NZSCED and qualification NZQCF level.</p>	 <p>My enrolment trends by age</p> <p>Provides information on enrolment trends by age, course NZSCED and qualification NZQCF level.</p>	 <p>My enrolment trends by gender</p> <p>Provides information on enrolment trends by gender, course NZSCED and qualification NZQCF level.</p>	 <p>My enrolment data</p> <p>Provides information on individual NSN enrolments.</p>
---	---	--	--	--	--	--	--

Data Definitions

Take a look at the data definitions sheet in the app for more information on the following fields:

- | | | | |
|---|--|---|---|
| <ul style="list-style-type: none"> • Age • Course and qualification NZSCED • Ethnicity • Mode of delivery | <ul style="list-style-type: none"> • Funding initiatives • Funding source • Qualification NZQCF level • Subject category | <ul style="list-style-type: none"> • Region • Reporting year • Territorial Authority • UFS eligible qualification | <ul style="list-style-type: none"> • Value of delivery (dollars) • Value of delivery (EFTS) |
|---|--|---|---|

For support contact TEC Sector Helpdesk: phone 0800 601 301 or email: sectorhelpdesk@tec.govt.nz

We ensure New Zealand's future success.